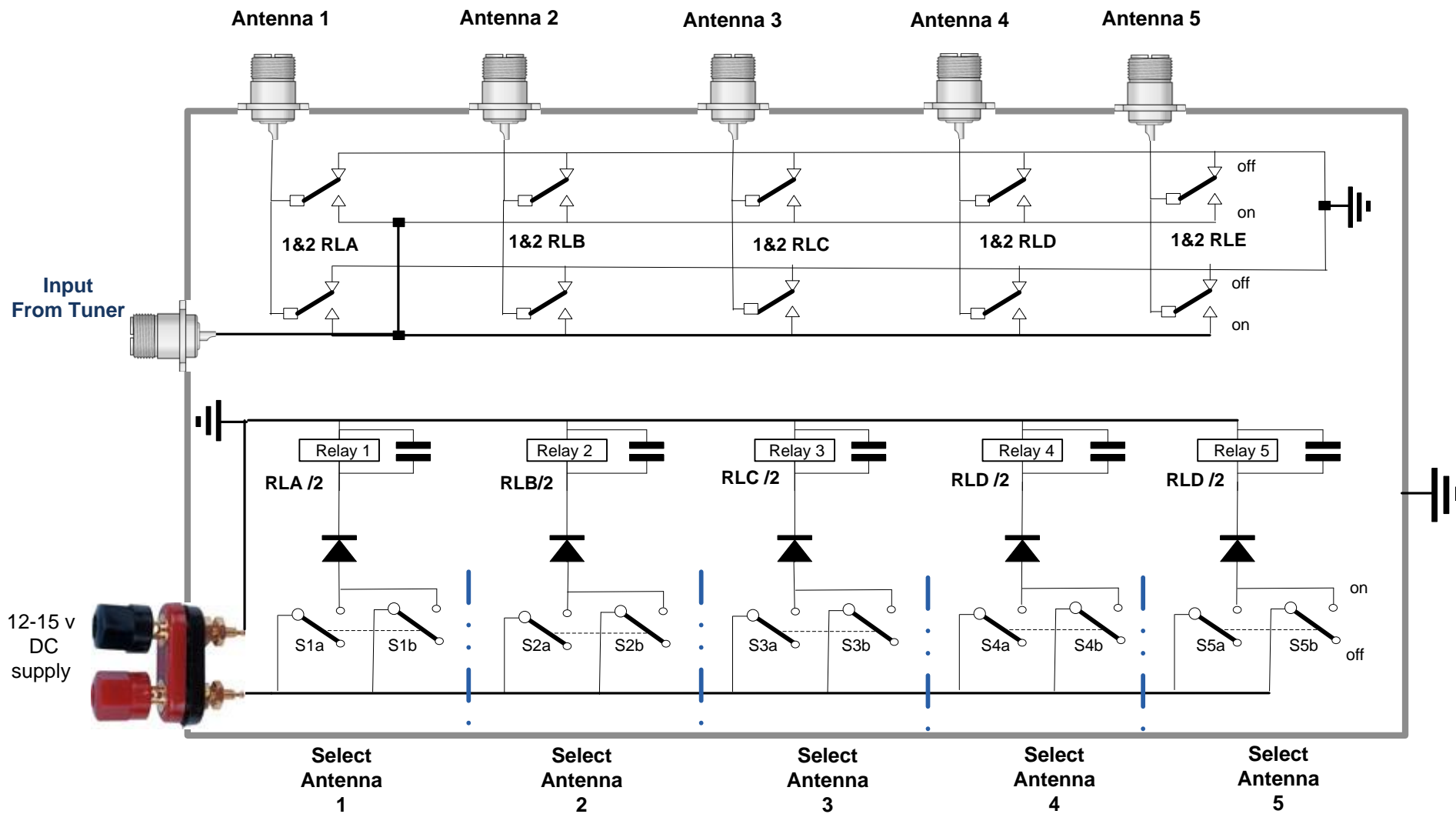




# EA5AVL 5-Antenna Relay Switch Box



- NOTES**
1. All Switches & Relays have both contacts wired in parallel to improve reliability of operation.
  2. Relays are 2 Change Over Heavy Duty with 12 Volt coils, Diodes are 1N1004 100v 1A, Capacitors 0.1 MFD Disc 100V
  - 3 All Switches are heavy duty toggle switches. For Correct operation ONLY one Antenna should be selected.
  4. An external 12-15v dc 500 mA power supply is used to power the relays. ions.
  5. When an antenna is not in use the feeder coax is grounded. This prevents any static build up.



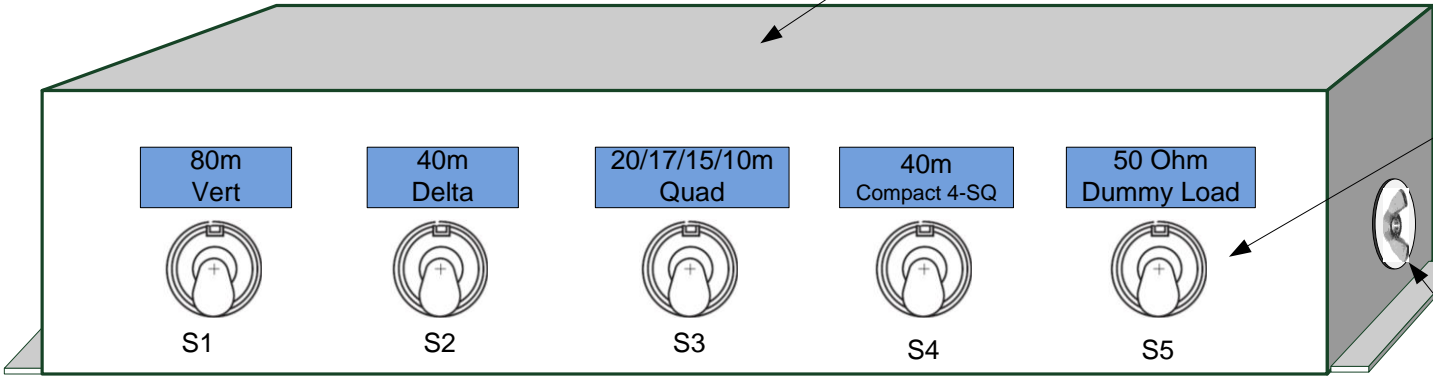
# EA5AVL 5-Antenna Relay Switch Box

Drawn by MC - 18 Feb08

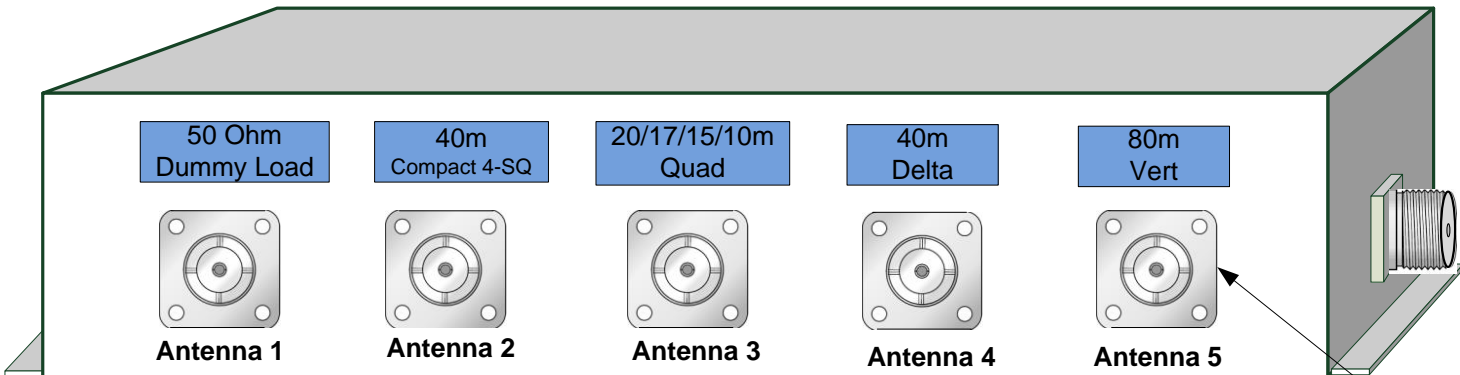


Alloy Oven Baking Tin 9½" x 6½" x 2" ( 240 x 18 x 50 mm)

20A DPST Toggle Switch



Wing Nut & Washer  
Earth Connection



S0239  
Connector

50 Ohm  
Dummy Load

40m  
Compact 4-SQ

20/17/15/10m  
Quad

40m  
Delta

80m  
Vert

Antenna 1

Antenna 2

Antenna 3

Antenna 4

Antenna 5

80m  
Vert

40m  
Delta

20/17/15/10m  
Quad

40m  
Compact 4-SQ

50 Ohm  
Dummy Load

S1

S2

S3

S4

S5